

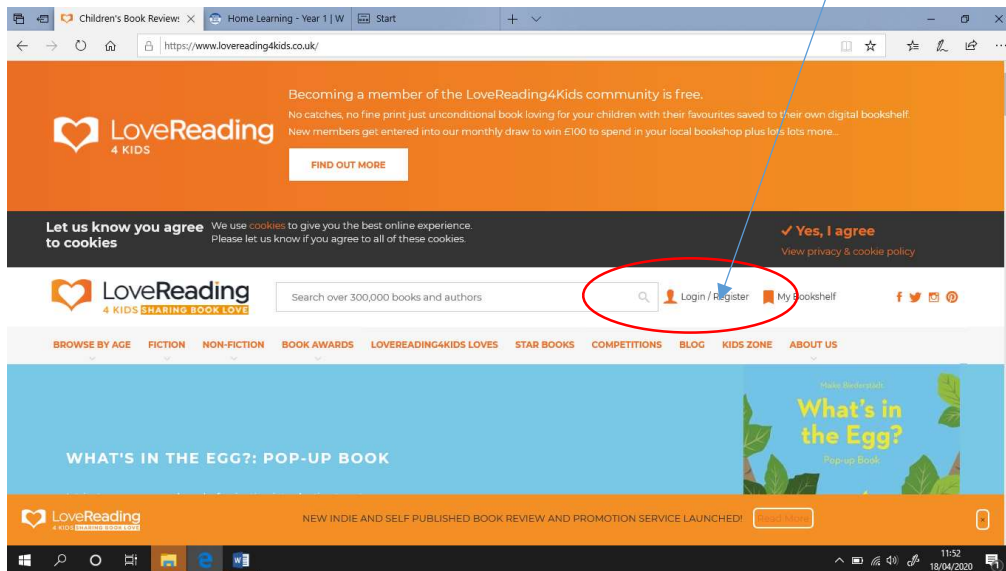
## How Log on to LoveReading4Kids and Oxford Owl

Dear Parents, Carers and Children,

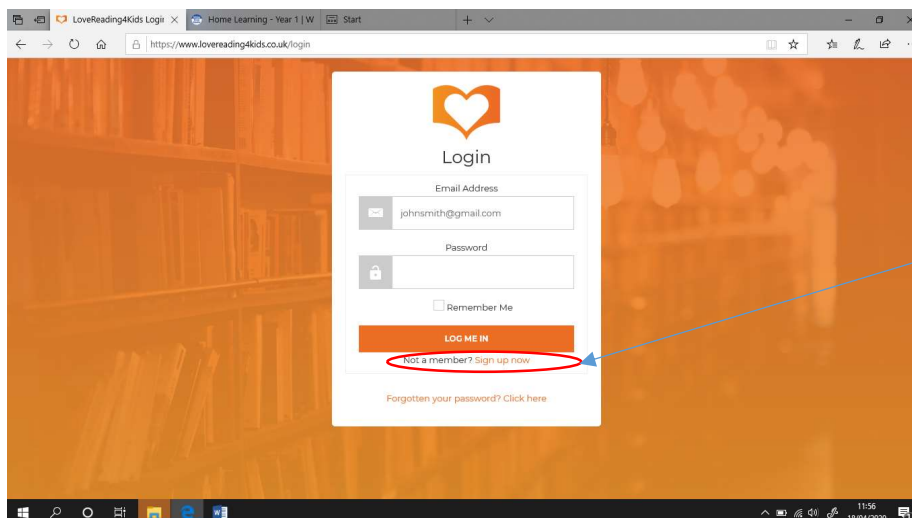
Literacy plans for Home Learning may make reference to using online texts from LoveReading4Kids and Oxford Owl. Both of these are websites which will display books on screen and allow you to navigate through them. You can do this on a laptop, Ipad or phone.

[www.lovereadings4kids.co.uk](http://www.lovereadings4kids.co.uk)

Go to the above website.

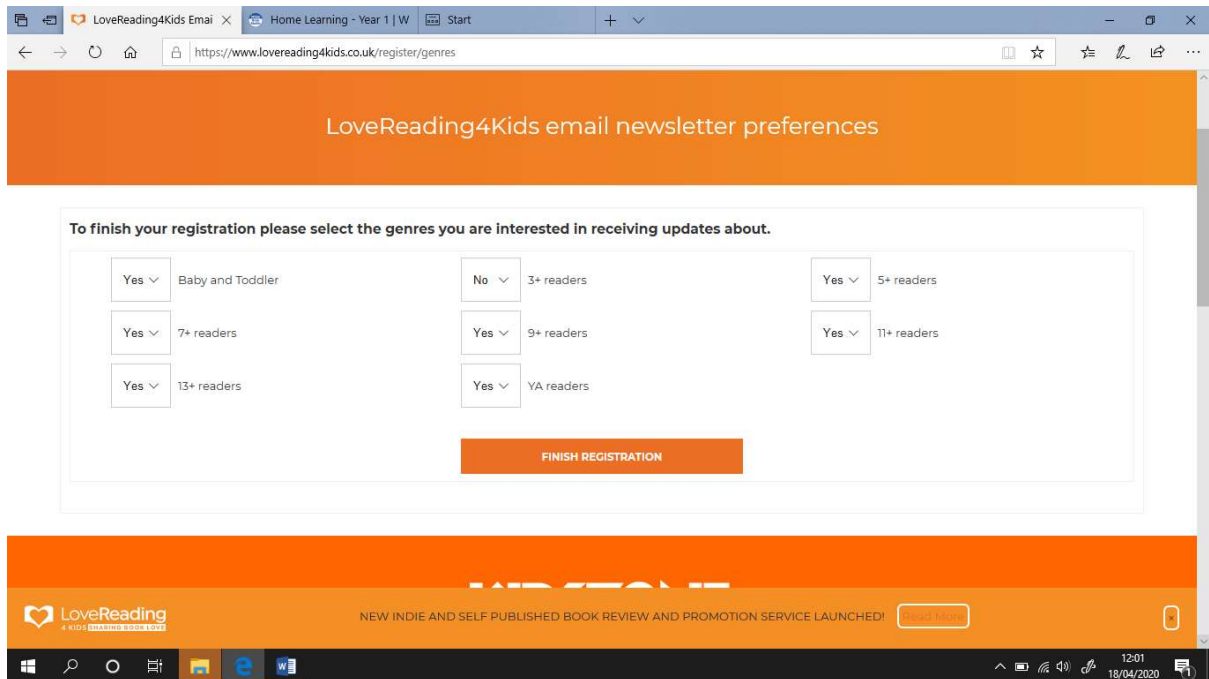


Click on the person's head to register for the first time.



The red shape says 'Not a Member? Sign up now. Click on that.'

Fill in your details on the next page; making sure you click to accept emails or it will not let you go further.



When it takes you to the above screen, choose the ages which will suit your child. You can choose younger or older ages depending on your child's reading ability.

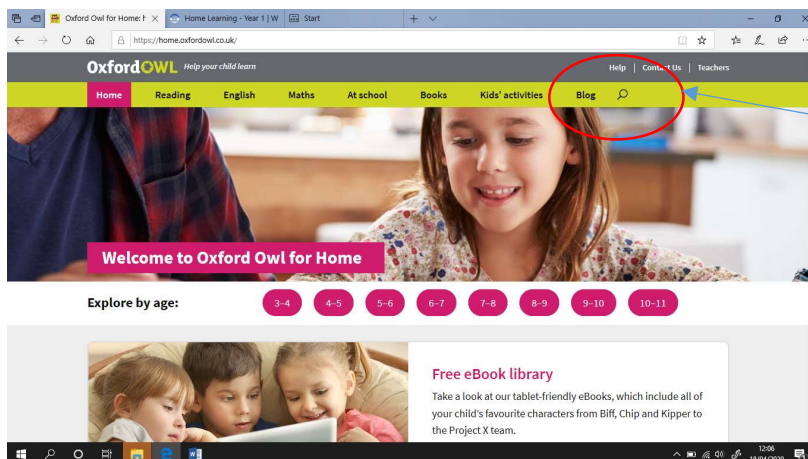
Click 'Finish Registration'. They will then send you a welcome email.

When you next want to use the website with your child, choose 'Sign In' on the home screen putting in your username and password which you chose at the signing up stage.

<https://home.oxfordowl.co.uk/>

Oxford Owl is simpler as no registration is required, it's just a website you can browse.

If you google 'Oxford Owl' make sure you are on the HOME version, not the school version.



Use the magnifying glass icon to search for books/texts which are mentioned in your child's home learning plan.

I hope that helps! Enjoy reading with your child/children!

Mrs Fahey